

MSO Series Mixed LA - Oscilloscope



- ✓ 2 in 1 (DSO + LA)
- ✓ 8 inch color LCD
- ✓ USB data transmission supported
- ✓ 20 group automatic measurement options



Digital Storage Oscilloscope

- ✓ Bandwidth : 60MHz ~ 200MHz
- ✓ Sample rate : up to 2GS/s
- ✓ Auto-scale function
- ✓ FFT

Logic Analyzer

- ✓ Bandwidth : 100MHz ~ 200MHz
- ✓ Sample rate : max 1GS/s
- ✓ 16 input channels

[Digital Storage Oscilloscope] Performance Specifications

Model	MSO7062TD	MSO7102TD	MSO8102T	MSO8202T
Bandwidth	60MHz	100MHz		200MHz
Sample Rate (real time)	1GS/s		2GS/s	
Rise Time	≤5.8ns	≤3.5ns		≤1.7ns
Display	8.0" color LCD , 640 × 480 pixels			
Channel	dual + external trigger			
Horizontal Scale (s/div)	2ns/div ~ 100s/div, step by 1 ~ 2 ~ 5			1ns/div ~ 100s/div, step by 1 ~ 2 ~ 5
DC Accuracy (average)	average>16 : ±(3% reading + 0.05div) for ΔV			
Vertical Sensitivity	2mV/div - 10V/div			
DC Gain Accuracy	±3%			
Vertical Resolution (A/D)	8 bits (2 channels simultaneously)			
Interpolation	sin (x) / x			
Max Input Voltage	400V (DC + AC, PK - PK)			
Probe Attenuation Factor	1X , 10X , 100X , 1000X			
Trigger Mode	Edge, Video, Alternate, Pulse, and Slope			
Acquisition Mode	Normal, Peak Detect, and Average			
Record Length	2M points			
Waveform Storage	4 waveforms			
Automatic Measurement	Vpp, Vavg, Vrms, Freq, Period, Vmax, Vmin, Vtop, Vbase, Vamp, Overshoot, Preshoot, Rise Time, Fall Time, Delay A→B  , Delay A→B  , +Width, -Width, +Duty, -Duty			
Waveform Math	+ , - , × , ÷ , invert, FFT			
Power Supply	100 - 240V AC, 50Hz / 60Hz, CAT II			

Lissajous Figure	Bandwidth	60MHz	100MHz	200MHz
	Phase Difference	±3 degrees		
Communication Interface	USB host, VGA (optional), and USB device			
Fuse	1A, T class, 250V			
Battery	7.4V 8000mAh (optional)			
Dimensions (W × H × D)	370 × 180 × 120 (mm)			
Weight (without package)	2.20 kg			

[Logic Analyzer] Performance Specifications

Model	MSO7062TD	MSO7102TD	MSO8102T	MSO8202T
Sample Rate (real time)	20S/s - 1GS/s			
Bandwidth	100MHz			200MHz
Channel	16			
Record Length	4M points			
Input Impedance	660KΩ ± 5%, in parallel with 15 ± 5pF			
Trigger Mode	Edge, Bus, State, Data Alignment, Data Width, and Distributed Queue			
Trigger Position Setting	Pre-trigger, Mid-trigger, and Re-trigger			
Threshold Voltage	±6V (4 settings)			
Input Signal Range	±30V			
Data Search	available			
Data System	binary, decimal, and hex			
Digital Filter	0, 1, 2 optional			
Setting Storage	10 settings			
USB Flash Disk Storage	available			

Specifications subject to change without prior notice.

+ Application

design and debug

circuit function test

education & training

mixed signal circuit test

+ Accessories

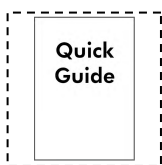
The accessories subject to final delivery.



Power Cord



CD Rom



Quick Guide



USB



Probe



Probe Adjust



Logic Analyzer
Module



Battery (optional)



Soft Bag (optional)